

PRODUCT CATALOG

SIGN STANDS

RIGID & ROLL UP SIGNS

LED STOP/SLOW PADDLES

BANNERS

VEHICLE GRAPHICS

& MORE!



Manufactured in the USA since 1947



Eastern Metal
SIGNS & SAFETY

PRODUCT INDEX

PRODUCT	PAGE	PRODUCT	PAGE
Barricade Tapes	29	OSHA, Hazard and Safety Signs.....	13
Barricade Warning Lights	21	Oversize Load Sign.....	25
Bollard Covers.....	28	Parking Signs, Rigid Traffic Control Signs	13
Bullet Covers.....	28	Pole Transporter Kits	22-23
Barricades Type I, II, and III	20	Posts; U-Channel, Square, Round	14
Compact Stands (1X).....	4-5	Reflective Sheeting	29
Clothing.....	26-27	Ring Top Cones.....	19
Cones	19	Rigid Traffic Control Signs	12
Cone Bars.....	19	Roll-Up Warning Signs™	10-11
Custom & Commercial Signage	30-31	Slow Moving Vehicle Emblem	24
Delineators	29	Snow Plow Markers/ Commercial Vehicle Guides	24
Drums	19	State Inspection Signs for Pennsylvania and New York.....	13
E-Flares	25	Stencils.....	29
Emergency Triangles.....	24	STOP/SLOW Visual-Alert™ LED.....	17
Fire Hydrant Marker.....	24	STOP/SLOW Flagger-Helpers™	18
Flags: Warning	22	Street Name Blades, Mounting Hardware... ..	14-15
Flag Tree Stand.....	16	Tri-Pod Stands	4
Flasher Style Signs and Stands	8	Truck Mount Storage Bracket for C-Stands	5
Incident Roll-Up Warning Signs, Ez-Set.....	9	TOMS: Temporary Overlay Markers.....	24
Guide Rail Clamps	16	U-Base Rubber Base.....	8
Line Markers.....	28	Vehicle Hitch Mount Sign Holder	9
Marker Flags.....	28	Vehicle Identification Vinyl Decals	30
Manhole Guard	16	VP- In Street Units	9
Median Barrier Clamps	16	X-Factor Stands(1x, 2x, 3x, 4x, Tri-Factor)	4-7
Message Boards: Folding Sandwich Style Board.....	25		

WHATS NEW AT EASTERN METAL SIGNS & SAFETY

Ships within 72 hours!!

The X-Press Program is here!! With our new X-Press Program Specific products can ship in 72 hours or less!!

Find out more!

Email: xpress@signssafety.com

Call: 1-800-872-SIGN

Website: www.easternmetalsignsandsafety.com




With our new M2050-I (top) printer we can print multi-color traffic signs that meet all MUTCD Specs and Warranties faster than before!

Our new Rhino Fab 1400 (bottom) allows us to Drill, Cut, Countersink and Route all in one location!


1X Stand Features

- **Base Sizes:** (01) standard base -or- a (02) heavy duty, larger base
- **Leg & Half-Mast Materials:** Galvanized Steel -or- Aluminum
- **Leg Lengths:** Short (38" extended / 25" Unextended)
Long (50" extended / 30" Unextended)
- **Leg-Release Systems:** *Kick-Lever™*, *T-Pin* -or- *Direct-Drive™*
- The 2-position, 2-piece telescoping legs adjust for maximum stability
- Built-in **Roll-Up Sign Attachments:** *Spin-Handle™* -or- *X-Connect Latch*
- **Wind-Deflection Systems:** Leaf-Spring -or- Coil-Flex
- ALL stands are **NCHRP-350 Accepted** for use with ALL Roll-Up Signs

Leg-Release Systems



T-Pin



Kick-Lever



Direct-Drive

Sign-Attachments



Spin-Handle



X-Connect Latch

E-350 Series TRI-FACTOR

Tripod Stand's simple, durable design and economical price
= outstanding value & performance

Galvanized Steel Legs and Half-Mast Built-in 3-Flag Holder

MODEL NO.	SIGN ATTACHMENTS	ABOVE GRADE CLEARANCE	WEIGHT
E-352	Rigid	14.5"	17 lbs.
E-353	Rigid & Roll-Up	40"/14.5"	18 lbs.



E-55 Tripod Stand

Economical stand works with Roll-Up or Rigid signs. Strong Lightweight design allows for easy set-up and take down

MODEL NO. E-55



C-100/600 Series 1X

Non-Wind Deflectable C-Stands™ are economical and fulfill the most basic compact stand needs.

Short Leg Extended 43" W x 72" D x 23" H	Long Leg Extended: 49" W x 80" D x 23" H
Short Leg Folded 8.5" W x 7.5" D x 25" H	Long Leg Folded: 1.5" w x 7.5" D x 30.5" H

MODEL NO.	LEGS & HALF MAST	WEIGHT
C-101-S-KLSH	Galv. Steel - Short Leg	20 lbs.
C-601-S-KLSH	Aluminum - Short Leg	15 lbs.
C-601-L-KLSH	Aluminum - Long Leg	17 lbs.



Leaf-Spring C-200/900 Series 1X

Wind Deflectable C-Stands™ with adjustable fiberglass **Leaf-Spring** offers stability in wind gusts up to 65 mph.

Short Leg Extended 42" W x 70" D x 33H	Long Leg Extended: 50" W x 81" D x 33" H
Short Leg Folded 8" W x 9" D x 25.5" H	Long Leg Folded: 8" w x 8.5" D x 30 3/4" H

MODEL NO.	LEGS & HALF MAST	WEIGHT
C-202-S-KLSH	Galv. Steel - Short Leg	24 lbs.
C-902-L-KLSH	Aluminum - Short Leg	21 lbs.



Single Spring C-300/800 Series 1X

Wind Deflectable C-Stands™ with **Single Coil-Flex Spring** are rugged, reliable, deploy quickly and offers stability in wind gusts up to 65 mph

Short Leg Extended 41.5" W x 70" D x 23" H	Long Leg Extended: 46.5" W x 80" D x 23" H
Short Leg Folded 9" W x 8" D x 25" H	Long Leg Folded: 9" w x 8" D x 30.5" H

MODEL NO.	LEGS & HALF MAST	WEIGHT
C-301-S-KLSH	Galv. Steel - Short Leg	24 lbs.
C-801-S-KLSH	Aluminum - Short Leg	19 lbs.
C-801-L-KLSH	Aluminum - Long Leg	22 lbs.



Storage-Bracket

Truck Mount Storage Bracket fits all 1X C-Stands. Easy to install, inside or outside of truck for quick and convenient storage.

MODEL NO. **C-TMB**







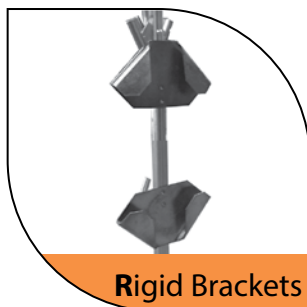
Available Options:

- X-factor Stands *available in* **1 X** (pg 6 and 7) **2 X 3 X 4 X** and **TRI-Factor**
- **Leg & Full-Mast Materials:** Galvanized Steel -or- Aluminum
- **Leg-Release Systems:** *Kick-Lever™*, *T-Pin* -or- *Direct-Drive™*
- **Sign Attachments:** *Rigid* -and/or- *Roll-Up* Holders and Quick Release
- **Wind-Deflection Systems:** Dual Leaf -or- Dual Coil-Flex Springs
- **3-Flag Holder** *included* on **2 X 3 X** and **4 X** Stands
- **Break-A-Way Safety Mast** *included* on X-600 and X-840 Series Stands
- **NCHRP-350 Accepted** for use with Rigid Signs -and/or- Roll-Up Signs

Leg-Release Systems



Sign-Attachments



X-550 Series 2X

Wind Deflectable X-550 (2X) Mid-Size Stands
Dual Coil-Flex Springs, Galv. Steel Legs & Mast.

Displays Rigid Signs up to 2.5' and Roll-Up Signs Up to 5' above grade.

Extended: 34" W x 84" D x 100" H
Folded: 10" W x 10.5" D x 62.75" H

MODEL NO.	SIGN ATTACHMENTS	WEIGHT
X-551-KL	Roll-Up	38 lbs.
X-552-KL	Rigid	40 lbs.
X-553-KL	Rigid & Roll-Up	41 lbs.



X-500 Series 2X

Wind Deflectable X-500 Mid-Size Stands
Dual Coil-Flex Springs, Extendable Aluminum Legs & Mast.

Displays Rigid Signs up to 2.5' and Roll-Up Signs Up to 5' above grade.

Extended: 39" W x 83" D x 136" H
Folded: 13" W x 8" D x 67" H

MODEL NO.	SIGN ATTACHMENTS	WEIGHT
X-501-KL-EXT	Roll-Up	34 lbs.
X-502-KL-EXT	Rigid	36 lbs.
X-503-KL-EXT	Rigid & Roll-Up	37 lbs.



X-600 Series 3X

Wind Deflectable X-600 (3X) Stands with Dual Coil-Flex Springs,
Aluminum Legs & Mast.

Displays Rigid Signs up to 5' and Roll-Up Signs Up to 7.5' above grade.

Extended: 57" W x 122" D x 129.5" H
Folded: 11.5" W x 8" D x 85.5" H

MODEL NO.	SIGN ATTACHMENTS	WEIGHT
X-601-KL	Roll-Up	42 lbs
X-602-KL	Rigid	44 lbs.
X-603-KL	Rigid & Roll-Up	45 lbs.




X-840 Series 4X

Wind Deflectable X-840 (4X) Stands with Dual Fiberglass
Leaf-Springs, Aluminum Legs & Mast.

Displays Rigid Signs up to 7' and Roll-Up Signs Up to 10 above grade.

Extended: 156" W x 56" D x 85" H
Folded: 11" W x 10.5" D x 80" H


MODEL NO.	SIGN ATTACHMENTS	WEIGHT
X-841-DD	Roll-Up	42 lbs
X-842-DD	Rigid	44 lbs.
X-843-DD	Rigid & Roll-Up	45 lbs.



PGS Series Sign Holder

Steel Construction designed to stick in the ground, providing a solid, economical solution for ALL Roll-Up signs up to 48"

MODEL NO. **PGS**



UB-8400 Series Rubber

32 lb. Rubber Base is rugged, portable, and will remain upright in most weather. PVC or square posts available.

Complete 4' and 5' tall Base & Post Systems available.

MODEL NO. **UB-8432-BASE**



Rubber or Steel Quick Base

Quick Base is a flasher style flat rubber or steel sign stand that holds 36" x 36" "sign on a stick" type Roll-Up Signs. Features a foot pedal clamp for easy insert of the Roll-Up Sign vertical batten.

MODEL NO.	DIMENSIONS	WEIGHT
072-QUICK BASE-R	16" W X 16" D X 2.25" H	32 lbs.
072-QUICK BASE	16" W X 16" D X 3/8" H	32 lbs.
072-QUICK BASE-48 (HOLDS 48" SIGN)	16" W X 16" D X 7/16" H	40 lbs.



B-701 Series Stand

B-701 Series Stand is a flasher style sign stand that holds 36" x 36" or 48" x 48" "sign on a stick" type Roll-Up Signs. Features a foot pedal clamp for easy insert of the Roll-Up Sign vertical batten.

MODEL NO.	DIMENSIONS	WEIGHT
B-701-S-KLPL	34" W X 44" D X 8" H	15 lbs.



VP-Pedestrian Units

Ideal for protecting pedestrians and school children from high traffic crosswalks. Frame and base separate upon impact, minimizing damage to Frame and Base.

MODEL NO.	DESC.
VP-6536-YIELD	(2) 12"X36" YIELD Panel, 1 frame and base
VP-6536-STOP-FB	(2) 12"X36" STOP Panel, 1 frame and base
VP-6536-FRAME	(1) 48" Frame only (replacement frame)
VP-6536-BASE	(1) 32 lbs Base (replacement base)



Vertical Panel

Both Styles of Vertical Panels come with a large handle area for an easy grip, a hassle free warning light placement, and comes with 100% recycled rubber base. Engineer Grade (EG), High Intensity (HI), or Diamond Grade (Dg) sheeting available.

MODEL NO.
645000 SERIES

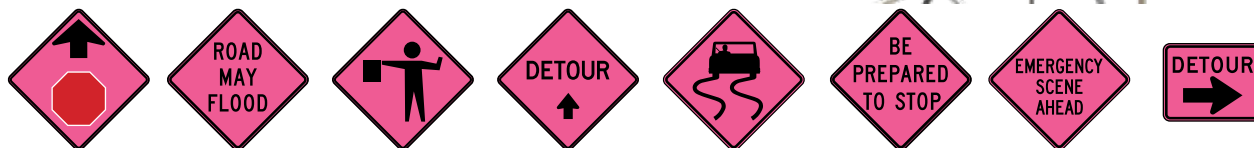
MODEL NO.
VP-6500 SERIES



Incident Management Roll-Up Signs

Reflective Fluorescent Pink Vinyl meets retro-reflective standards, provides early, highly-visible warning to motorists and pedestrians, while preventing infringements into an active incident management area.

Roll-Up C-Signs meet both Federal MUTCD, Chapter 6I and National Fire Protection Association (NFPA) Standard No. 1561 and are compatible with all compact C-Stands.



EZ-Set System

EZ Set sign and stand system offers compact convenience with wrap around storage of the sign to the stand. This system is compatible with the C-Stand lineup.

Available in Marathon and Super Bright Materials

MODEL NO.	DESC.
C-801-L-KLSH	EZ-Set Sign Stand (30" unextended legs)
FR-36-SBO	36" Sign in Super Bright Orange
FR-36-SBP	36" Sign in Super Bright Pink
FR-48-SBO	48" Sign in Super Bright Orange
FR-48-SBP	48" Sign in Super Bright Pink



Vehicle Hitch Mount Sign Holder

Transform any standard vehicle hitch into a Roll-Up Sign Holder. This sign holder fits into a 2" square hitch receiver. Attach a 36"x 36" or 48"x 48" Standard Roll-Up sign or C-Sign to the aluminum mast with a roll-up bracket, jaw clamp or quick-attachment.

This system is meant for slow-moving or stopped vehicles only. We recommend that signs be removed for speeds above 30 mph.

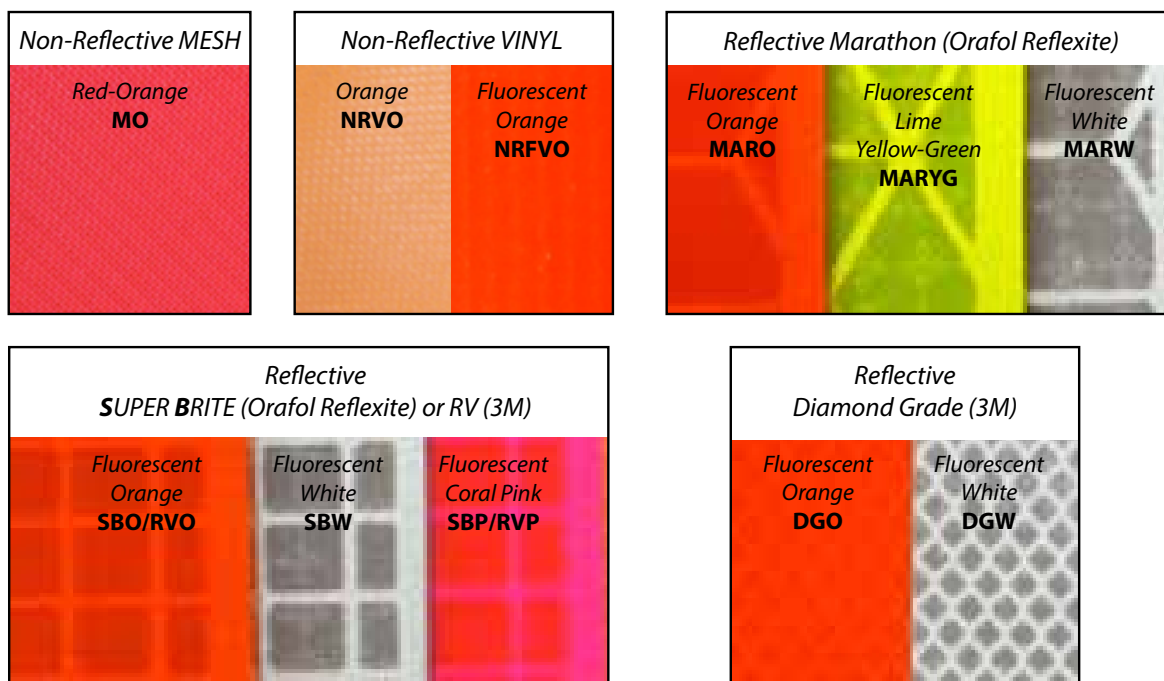
MODEL NO.	DIMENSIONS	WEIGHT
TBB-01	38.25" H X 12" D X 2" W	8 lbs.



Roll-Up Warning Signs™

Roll-Up Types

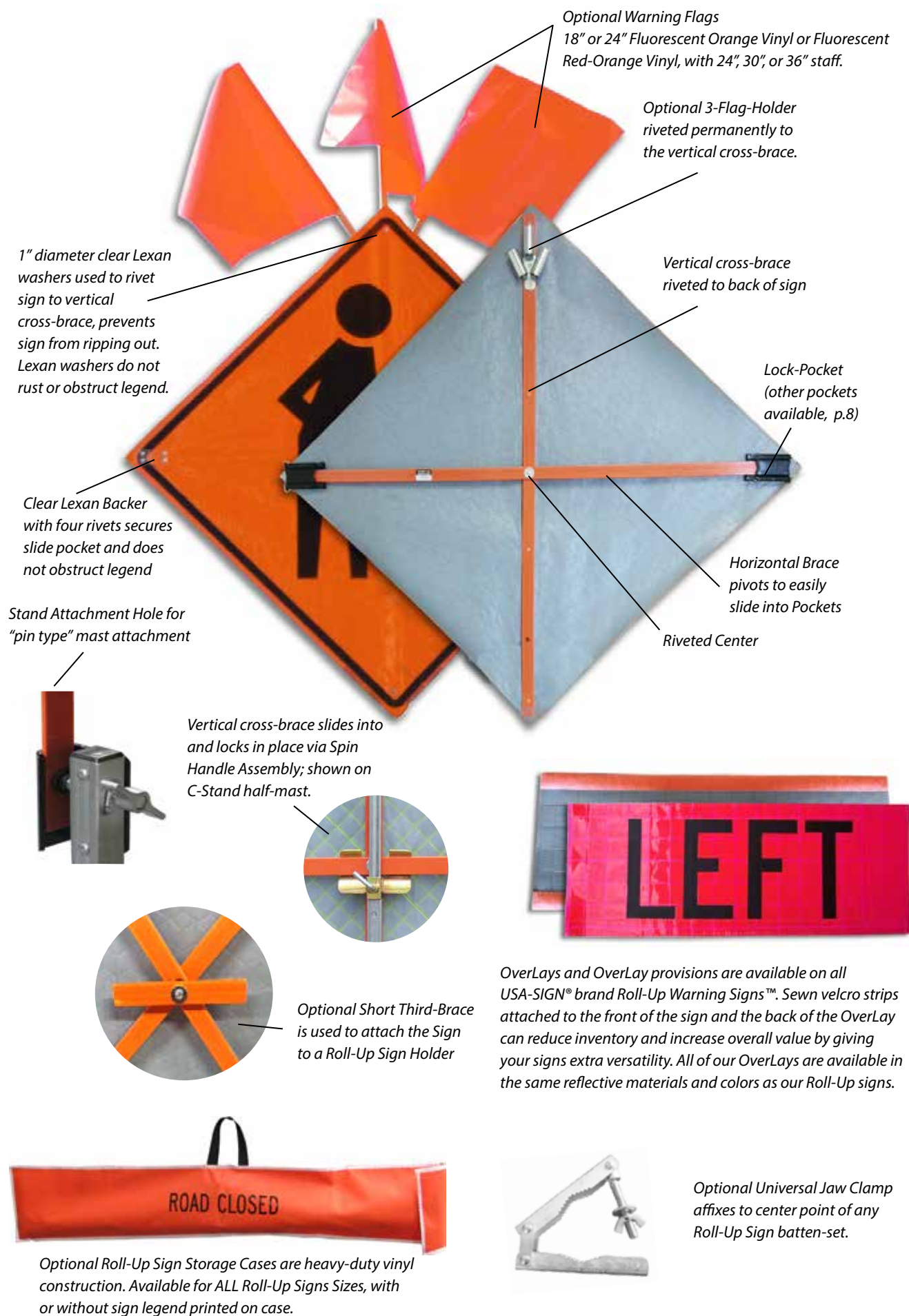
- **Standard Roll-Up Warning Signs™** are the most versatile choice. Equipped with standard batten-sets, they are best used with a “traditional” roll-up sign holder (found on Eastern Metal Signs & Safety E-Series and X-Series stands, and other manufacturers’ equivalents).
- **Roll-Up C-Signs™** were specifically engineered for use on C-Series Compact Stands™. With a sturdier vertical batten, C-Signs™ allow for optimal wind deflection when mounted on the “Half-Mast” of our fiberglass leaf-spring Compact C-Stands™ (or on another manufacturer’s equivalent).



Pocket Options

- All pocket types [below] are available on Standard Roll-Up Warning Signs™ and C-Signs™. Choose from Half-Lexan, Full Lexan, Lock-Pockets, K-Pockets or Stitch Pockets. Our signature LOCK-Pockets™ slide open and closed to eliminate the need to bend or bow the battens when inserting or removing them from the pocket.





Rigid Traffic Control signs

We carry a full line of Rigid Traffic Control Signs with the most popular legends in stock. **Our signs meet MUTCD specifications.** All parking signs are a .063 or .080 gauge aluminum with radius corners and 3/8" pre-punched holes. Legends are printed on Reflective Sheeting.

- Regulatory Signs
- School Zone Safety Signs
- Parking Signs
- Warning Signs
- Guide Signs
- Construction Signs
- Street Name Blades



Substrates & Sheeting

Substrate

Aluminum

- .063" 1/16" (APPROX)
- .080" 5/64" (APPROX)
- .100" 3/32" (APPROX)
- .125"

Coroplast

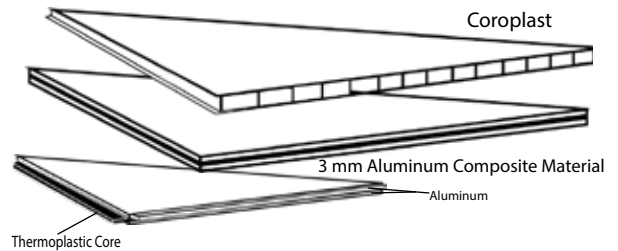
10 mm

Wood

5/8" MDO Plywood

Aluminum Composite Material

3mm



Sheeting

EG Engineer Grade (reflective)

HI High Intensity Prismatic (reflective)

DG Diamond Grade (reflective)

VYL Vinyl (non reflective)



Shown are only a few of our many signs. If you do not see the sign you want or need a custom legend, please call us for pricing and availability.

MUTCD - Manual of Uniform traffic control Devices for Streets and Highways

To confirm your specification requirements consult state or local government representative.

NY/PA State Inspection Signs

IN STOCK!!

Inspection signs have a durable Baked Enamel finish with four corner holes for hanging or mounting. Self-adhesive vinyl numbers for station identification are included with each sign.

Material: 22 gauge zinc-coated bonderized steel.

New York State



Trailer Inspection Station
NYS-TR(df) Colors: Black/Yellow



Motor Vehicle Repair Shop
NYS-RS(df) Colors: White/Green



Motor Vehicle Retail Dealer
NYS-RD(df) Colors: White/Red



Motor Vehicle Inspection station
NYS-MV(df) Colors: Black/Yellow



Motorcycle Inspection Station
NYS-MC(df) Colors: Yellow/Blue



Heavy Truck Inspection Station
NYS-HT(df) Colors: Black/Yellow



Emissions Inspection Station
NYS-EC(df) Colors: Black/Yellow



Diesel Emission Inspection Station
NYS-DE(df) Colors: Black/Yellow



Also available in New Hampshire

Pennsylvania State



Official PA Inspection Station Keystone Sign
(Inspection plate, 5 hooks, number & Letter set)
Colors: Yellow/Blue
PA-IS(df)*



Official Emissions Station Keystone Sign
(Emission plate, 5 hooks, Number and Letter set)
Colors: Yellow/Blue
PA-ES(df)*



Motorcycle Sign
PA-MCP(df) Colors: Yellow/Blue



Enhanced Vehicle Safety Inspection
Colors: Yellow/Blue
PA-EVSIS(df)



Emission Plate
(Number and Letter Set)
Colors: Green
PA-EP(2S)



Inspection Number Plate
(Number and Letter Set)
Colors: yellow/Blue
PA-IP(2S)



OSHA, Hazard and Safety

Available in a variety of standard sizes and colors. Add a standard or custom legend.



Street Name Hardware

Round Post Hardware



SNH-Cap-12-38F
SNH-Cap-12-38X
12" Fits 2-3/8" o.d



SNH-Cap-922-RF
SNH-Cap-922-RX
5-1/2" fits 2-3/8" o.d



SNH-Brkt-12U-90F
SNH-Brkt-12U-90X
12" 90° fits all U-Post
180° options also available



SNH-Brkt-91UF-OL90
SNH-Brkt-91UX-OL90
5-1/2"; 90° fits all U-Post
180° options also available

Cross Connectors



SNH-Sep-990F
SNH-Sep-990X
5-1/2"; 90°



SNH-Brkt-12-90F
SNH-Brkt-12-90X
12" 90° Cross Bracket



SNH-Brkt-457F
SNH-Brkt-457X
3-3/4" multi angle
45°, 135°, 180°,
Can not be set at 90°

Posts


U-Channel Posts

U-Channel posts are a simple and durable post for mounting signs. Baked Enamel (Green) and Galvanized options are available. Break-Away kits with base post, Lap-Splice and uprights also on hand!

MODEL NO.	DESC.
UCP-62-BE	6' Baked Enamel 2#/ft
UCP-62-GALV	6' Galvanized 2#/ft
UCP-82-BE	8' Baked Enamel 2#/ft
UCP-82-GALV	8' Galvanized 2#/ft
UCP-102-BE	10' Baked Enamel 2#/ft
UCP-102-GALV	10' Galvanized 2#/ft

Base Post

MODEL NO.	DESC.
UBP-3525-GALV	3'6" Galvanized 2.5#/ft
UBP-3525-BE	3'6" Baked Enamel 2.5#/ft



Square Posts

MODEL NO.	DESC.
SPF-10175-GALV-14	10' POST 1 3/4" X 1 3/4"
SPF-12175-GALV-14	12' POST 1 3/4" X 1 3/4"
SPF-102-GALV-14	10' POST 2"X2"
SPF-122-GALV-14	12 POST 2"X2"

Base Post

MODEL NO.	DESC.
SPB-32-GALV-12	3' Base Post 2"x2"
SPB-3225-GALV-14	3' Base Post 2.25"x2.25"

Quick Drive Anchor

MODEL NO.	DESC.
SPB-QDA250-42-G	3"X42" Quick Drive L-Anchor 7Ga



Don't see a height you need? Give us a call at

1-800-872-7446.

Street Name Blades

8" blade height

Font: Highway Gothic C Series
Font Size: 4" Cap, 3" Lowercase
Prefix: 3" Cap
Suffix: 3" Upper/Lower



12" blade height

Font: Highway Gothic C Series
Font Size: 6" Cap, 4.5" Lowercase
Prefix: 4.5" Cap
Suffix: 4.5 Upper/Lower

	Blade Length	MAX # of Characters		Blade Length	MAX # of Characters
Sperr St	18"	5	Ty St	18"	2
Clemens Rd	24"	7	Sing Rd	24"	4
Sage Brush Ln	30"	10	Spring Ln	30"	6
Winter Hollow Rd	36"	13	Windgate Dr	36"	8
Forrest Springs Dr	42"	15	University Ct	42"	10
Logan Valley Lakes Ln	48"	18	Stage Coach Rd	48"	11
Hemmingway Garden Run Ct	54"	21	School House Ln	54"	12
Denton Mountain Express Dr	60"	23	Shadows Hollow Rd	60"	14



Extruded Blades also available

Manhole Guards

Manhole Guards create a temporary barrier to prevent access to open manholes, and keep traffic and pedestrians away from underground facilities.

The Material Life features a two ratchet system, a 300lbs capacity and automatic brake for load control.

NON LIFT COMPATIBLE

MODEL NO.	DIMENSIONS	WEIGHT
MGA-3842K	Aluminum Guard	23

LIFT COMPATIBLE

MODEL NO.	DIMENSIONS	WEIGHT
MGA-3842K-LIFT	Aluminum Guard	23
MG-LIFT	Material Lift	33



MGA-3842K



MGA-3842K-LIFT

Flag Tree Stand

Galvanized Steel legs/mast, Fixed, non-flex mast, 2-Position legs, T-Pin Leg Release. displays up to 5 flags (sold separately)

Extended:
21.5" W x 77" D x 90" H
Folded:
9" W x 9.5" D x 52" H



MODEL NO. **F-100-5FH**

Guide Rail Clamp

Guide-Rail Clamp Bracket is Heavy-Duty Steel. GRC-3 fits on 3" H beam Style Guide Rail, GRC-5 fits on 5" H-Beam Guide Rail. 1/2" T-Handle holds Guide-Rail Clamp securely in place.

MODEL NO.	WEIGHT
GRC-3-202-SMH&LS	32 lbs.
GRC-5-202-SHM&LS	40 lbs.



Median Barrier Clamps

Dual vertical steel Coil-Springs provide superior wind-deflection for stability and added visibility. Displays Roll-Up and/or Rigid signs

Available with 2 Rigid brackets, 1 Roll-Up Bracket or 2 Rigid and 1 Roll-Up

MODEL NO.	Clamp Grip Range	WEIGHT
MBC-8-553	3"-8"	30 lbs.
MBC-8-603	3"-8"	32 lbs.
MBC-12-553	5"-12"	35 lbs.
MBC-15-553	8"-15"	37 lbs.
MBC-12-603	5"-12"	41 lbs.
MBC-15-603	8"-15"	43 lbs.



Visual-Alert™ LED Paddles

Flashing LED's provide an early "alert" and **Demands Drivers Attention.**

Support-Staff Minimizes Operator Fatigue

Operates in all weather: -40°F - +130°F

Requires C-Cell batteries 18" (3 batteries) 24" (4 batteries)
(sold separately)

Will Operate continuously for over 20 hours.



Work Zone 18" Stop/Slow Paddle

MODEL NO.	HANDLE LENGTH	STAFF LENGTH
VA-WZ-1865	6.5"	NO STAFF
VA-WZ-1872	6.5"	72"
VA-WZ-1884	6.5"	84"

Work Zone 24" Stop/Slow Paddle

MODEL NO.	HANDLE LENGTH	STAFF LENGTH
VA-WZ-2465	6.5"	NO STAFF
VA-WZ-2472	6.5"	72"
VA-WZ-2484	6.5"	84"

When Ordering specify sheeting by adding a

- HI (High Intensity Stop/Slow)
- HI/DGF (High Intensity Stop / Diamond Grade Fluorescent Slow)
- DG/DGF (Diamond Grade Stop / Diamond Grade Fluorescent Slow)

School Zone 18" Stop/Stop Paddle

MODEL NO.	HANDLE LENGTH	STAFF LENGTH
VA-SZ-1865	6.5"	NO STAFF
VA-SZ-1872	6.5"	72"
VA-SZ-1884	6.5"	84"

When Ordering specify sheeting by adding a

- HI (High Intensity)
- DG (Diamond Grade)



On/Off Button
Snap-Button Attachment



Sign-Velope™
Storage Cover

Visual-Alert™ Paddle Accessories

MODEL NO.	DESC.
VA-WZ-72-STAFF	72" Support Staff for VA-WZ-Series Paddles
VA-WZ-84-STAFF	84" Support Staff for VA-WZ-Series Paddles
VA-WZ-18-SV-COVER	18" Sign-Velope™ Storage Cover
VA-WZ-24-SV-COVER	24" Sign-Velope™ Storage Cover
VA-18-HARD_CASE	18" Hard Storage Case with Velcro Closure
VA-24-HARD_CASE	24" Hard Storage Case with Velcro Closure



Flagger-Helper™ Paddles

Note: STOP and SLOW sides are available in *many* reflective combinations for ALL Paddles.

ABS Paddle and PVC Staff are **lightweight**, non-conductive and rugged.

Support-Staff minimizes operator fatigue and increases visibility, improving operator safety.

Protect your investment with a Sign-Velope™ Cover storage cover (sold separately)



Work Zone 18" Flagger-Helper™ Stop/Slow Paddle


MODEL NO.	HANDLE LENGTH	STAFF LENGTH
FLH-1812	12"	NO STAFF
FLH-1872	12"	72"
FLH-1884	12"	84"

Work Zone 24" Flagger-Helper™ Stop/Slow Paddle

MODEL NO.	HANDLE LENGTH	STAFF LENGTH
FLH-2412	12"	NO STAFF
FLH-2472	12"	72"
FLH-2484	12"	84"

When Ordering specify sheeting by adding a

- HI (High Intensity Stop/Slow)
- HI/DGF (High Intensity Stop / Diamond Grade Fluorescent Slow)
- DG/DGF (Diamond Grade Stop / Diamond Grade Fluorescent Slow)



Quik-Snap™ connection allows Support-Staff to attach and detach with a simple button-press

School Zone 18" Flagger-Helper™ Stop/Stop Paddle

MODEL NO.	HANDLE LENGTH	STAFF LENGTH
CG-1812	12"	NO STAFF
CG-1872	12"	72"
CG-1884	12"	84"

School Zone 24" Flagger-Helper™ Stop/Stop Paddle

MODEL NO.	HANDLE LENGTH	STAFF LENGTH
CG-2412	12"	NO STAFF
CG-2472	12"	72"
CG-2484	12"	84"

When Ordering specify sheeting by adding a

- HI (High Intensity)
- DG (Diamond Grade)

Flagger Helper™ Paddle Accessories

MODEL NO.	DESC.
FLH-60-STAFF	60" Support Staff for FLH-Series Paddles
FLH-72-STAFF	72" Support Staff for FLH-Series Paddles
FLH-18-SV-COVER	18" Sign-Velope™ Storage Cover
FLH-24-SV-COVER	24" Sign-Velope™ Storage Cover



Protect your investment with a Sign-Velope™ storage covers.

Ring-Top Cones

42" height to top of Ring-Top provides maximum visibility.


Reflective stripes are available in Engineer Grade(EG) or Hi-Intensity Prismatic (HI).

Oversized closed handle (the "ring top") for easy gripping, lifting, and attaching, various warning-tapes.

Rubber Bases and Warning Lights available both sold separately.

MODEL NO.	DESC.
RT-7100-742702	Tube-Striped (2) 3" EG White Bands
RT-7100-755052	Tube-Striped (2) 3" HI White Bands
RT-7200-742728	Cone-Striped 6" Top/4" Bottom EG White Bands
RT-7200-742078	Cone-Striped 6" Top/4" Bottom HI white Bands
RT-7300-742715*	Drum-Striped* (4) 6" EG Orange/White Bands
RT-7300-755104*	Drum-Striped* (4) 6" HI Orange/White Bands
RT-7300-756079*	Drum-Striped* (4) 6" DG Orange/White Bands
RT-7010-742507	10lbs Octagon Rubber Base
RT-7015-742520	15lbs Octagon Rubber Base
RT-7022-742533	22lbs Rectangle Base
RT-7032-742546	32lbs Rectangle Base

*4" Collars also available



9100 Series Drums

MODEL NO.	DESC.
DRUM-HD-9100	(10 lbs) Hi-Density Drum w/o Base
DRUM-HD-9125	(35 lbs) Hi-Density Drum w/Tire Ring Base
DRUM-LD-9100	(10 lbs) Lo-Density Drum w/o Base
DRUM-LD-9125	(35 lbs) Lo-Density Drum w/ Tire Ring Base
DRUM-TR-9025	(25 lbs) Tire Ring Base ONLY



TC Series PVC Cones

TC1 Series: Solid Fluorescent Orange

MODEL NO.	HEIGHT	BODY STYLE	WEIGHT
TC1-18PO6	18"	Wide-Body / With Collars	3 lbs.
TC1-28POSL64	28"	Slim-Line / With Collars	7 lbs.
TC1-28PO64	28"	Wide-Body / With Collars	7 lbs.
TC1-28POH64	28"	Wide-Body / With Collars	10 lbs.
TC1-36PO64	36"	Wide-Body / With Collars	10 lbs.
TC1-36POH64	26"	Wide-Body / With Collars	12 lbs.

TCFYG Series: Solid Fluorescent Green

MODEL NO.	HEIGHT	BODY STYLE	WEIGHT
TCFYG-28PO64	28"	Wide-Body / With Collars	7 lbs.
TCFYG-36PO64	36"	Wide-Body / With Collars	10 lbs.

TC2 Series: Orange With Black Base

MODEL NO.	HEIGHT	BODY STYLE	WEIGHT
TC2-18PO6	18"	Wide-Body / With Collars	3 lbs.
TC2-28PO64	28"	Wide-Body / With Collars	7 lbs.
TC2-28POH64	28"	Wide-Body / With Collars	10 lbs.
TC2-28POHSL64	28"	Slim-Line / With Collars	10 lbs.
TC2-36PO64	36"	Wide-Body / With Collars	10 lbs.
TC2-36POH64	36"	Wide-Body / With Collars	12 lbs.
TC2-36POH64	36"	Wide-Body / With Collars	15 lbs.



Available without HIP
Reflective Collars

*When ordering remove "64" from Model No. for NO Col-

TCB Series Cone Bars

Field adjustable Cone-Bars are durable, reusable, easy to use, and fit over traffic cones using built-in plastic rings.

MODEL NO.	LENGTH	WEIGHT	CONSTRUCTION
TCB-6-YB	46"-80"	1 lbs.	8" EG* Yellow Stripe on Black PVC
TCB-10-YB	65"-120"	1.4 lbs.	
TCB-6-OW	46"-80"	1 lbs.	8" EG* White & Orange stripes on White PVC
TCB-10-OW	65"-120"	1.4 lbs.	



*EG = Engineer Grade reflective striping

BG-2200 Series Barricades

Features galvanized steel legs and plastic panels.

Foldable for easy storage.

45" tall x 24" wide x 2.75" thick. Designed to store folded/upright.

Available in Type I or Type II.

MODEL NO. WIDTH TOP-PANEL BOTTOM-PANEL

BG-2200 | 24" | 8" or 12" | 8"

Type I: Top panels are reflective / bottom panels are 6" non-reflective.

Type II: Top and bottom panels are reflective



BP-2100 Series Barricades

Features all plastic construction with integrated legs and panels.

Easily unfolds for Quick Deployment when every second counts.

45" tall x 24" wide x 2.5" thick. Weight is 15 lbs (up to 23 lbs with optional SBS).

Available in Type I or Type II.

MODEL NO. WIDTH TOP-PANEL BOTTOM-PANEL

BP-2100 | 24" | 8" or 12" | 8"

BP-2100-SBS | SBS- Sand Ballast System: Ballast Containers (set of 2) for all BP-2100 Series.



BR-3000 Series Barricades

Perfect for crowd or traffic control.

Available in Type I or Type II.

MODEL NO. QNTY RAIL THICKNESS RAIL WIDTH RAIL LENGTH

Single-Sided Rails
(left or right)

BR-3100	ONE RAIL	1"	8"	48", 72", 96"
BR-3200	ONE RAIL	2"	8"	48", 72", 96", 120", 144"
BR-3042-A-LEG	one 42" A-Leg only (Two A-Legs Required)			



BC-3000 Series Barricades

Features galvanized steel Break-A-Way™ frame with extruded plastic rails.

Type III

MODEL NO.		SPECIFICATIONS 3 RAILS INCLUDED		
(2) 5' UPRIGHTS (2) BASES (3) RAILS	(2) 10' UPRIGHTS (2) BASES (3) RAILS	THICKNESS	WIDTH	LENGTH
BC-3105	BC-3110	1"	8"	48", 72", 96"
BC-3205	BC-3210	2"	8"	120", 144"
BC-3005-FRAME (5')	BC-3010 FRAME (10')	Frame ONLY includes (2) uprights & (2) Break-A-Way™ bases (no rails)		



Right striping (R)



blocks RIGHT lane
guides traffic LEFT

LEFT striping (L)



blocks LEFT lane
guides traffic RIGHT

Barricade Warning Lights

Lights are lightweight with compact cases that mount directly to most signs, drums, and barricades. Many options and features to fit your needs for both day and night.

*Standard lens color is Amber unless specified (R) Red, (B) Blue, (G) Green, (C) Clear

300 Series: Type A (Flashing) & Type C (Steady-Burn) LED Lights for Night Only

Features: Internal Switch Modes;

OFF/FLASH or OFF/STEADY or OFF/FLASH STEADY, available photo cell, uses (2 or 4) D-Cell batteries. Available in Amber (A), RED (R), Blue (B), Green (G) and Clear

MODEL NO. LIGHT VOLTAGE

LED-303	3-Volt
---------	--------



400 Series:

Type A (Flashing) & Type C (Steady-Burn) incandescent & LED Lights for Night

Features: Internal Switch Modes;

OFF/FLASH or OFF/STEADY or OFF/FLASH STEADY, available photo cell, uses (1 or 2) 6-Volt batteries. Available in Amber (A), RED (R), Blue (B), Green (G) and Clear (C)

MODEL NO. LIGHT VOLTAGE

EM-406	6-Volt
EM-412	12-Volt
LED-406	6-Volt



800 Series: Type B (Flashing Hi-Intensity) LED Lights for Day or Night

Features: Internal Switch Modes;

OFF/FLASH, Reverse Photo Cell, uses (1 or 2) 6-Volt batteries available in Amber (A) or Red (R) Lens.

MODEL NO. LIGHT VOLTAGE

LED-803F	3-Volt
LED-806F	6-Volt



900 Series: Type B (Flashing Hi-Intensity) LED Barricade Lights for Day or Night

Features: Internal Switch Modes;

OFF/FLASH, Reverse Photo Cell, uses (1 or 2) 6-Volt batteries, minimum Candela Output of 35 by day and 18 by night with average of 65 flashes per minute. available in Amber (A) or Red (R) Lens with or without detachable head.

MODEL NO. LIGHT VOLTAGE

LED-906F	6-Volt
LED-906-DH (Detachable Head)	6-Volt
LED-912F	12-Volt
LED-912-DH (Detachable Head)	12-Volt




Detachable Head

Warning Flags

Flourescent Red/Orange Warning flags



Fluorescent Red/Orange Vinyl



Fluorescent Red/Orange Mesh

18" Warning Flags

TYPE	VINYL	MESH	DESC.
Type 1	FROV-118/24	FROM-118/24	18" flag with wooden 24" staff
Type 1	FROV-118/30	FROM-118/30	18" flag with wooden 30" staff
Type 1	FROV-118/36	FROM-118/36	18" flag with wooden 36" staff
Type 2	FROV-218/24	FROM-218/24	18" flag with wooden 24" staff
Type 2	FROV-218/30	FROM-218/30	18" flag with wooden 30" staff
Type 2	FROV-201/36	FROM-218/36	18" flag with wooden 36" staff
Type 3	FROV-318	FROM-318	18" flag with metal grommets



24" Warning Flags

TYPE	VINYL	MESH	DESC.
Type 1	FROV-124/30	FROM-124/30	24" flag with wooden 30" staff
Type 1	FROV-124/36	FROM-124/36	24" flag with wooden 36" staff
Type 2	FROV-214/30	FROM-214/30	24" flag with wooden 30" staff
Type 2	FROV-214/36	FROM-214/36	24" flag with wooden 36" staff
Type 3	FROV-324	FROM-324	24" flag with metal grommets



Folding Light-Bar Transporter Kit™

FLB-2700 has a solid, one-piece rigid-aluminum arm-section with two (2) 2,000 lb test ratchet-straps attach directly to any type or size pole; and a hinged, folding-arm section which has two (2) quick-release locking pins. Requires no other mounting hardware.

KIT NO. FLB-2700

KIT INCLUDES:

MODEL NO. DESC.

FLB-700	(1) Folding Light-Bar
PWS-18-EG	(1) ABs Plastic Pole Warning Sign™
FROM-124/36	(2) 24" Orange-Fluorescent Vinyl Flags (1) 4-Pin cable connection
LB-700	20', 40' or 60' extension cord (7 pin or raw end)



MC-2300 Series Transporter Kit™

KIT NO. MC-2300-102PL-PWS

KIT INCLUDES:

MODEL NO.

DESC.

MC-300	(1) Transporter's Sign Bracket-Clamp™ mounts on pole with heavy-duty 42" zinc-plated steel chain and spring-tension load-binder for more secure mounting.
FROM-124/36	(2) 24"x24" Fluorescent Red-Orange Mesh Warning Flag on a 36" Wooden Staff provide optimal daytime visibility.
PWS-24-EG/ABS	(1) 24" Square Reflective Pole Warning Sign™
RM-102-PL	(1) Rear Mount Transporter Light™ with Red/Amber Lens and OFF/FLASH/STEADY BURN External Switch
6-VB	(1) 6-volt Heavy-duty Spring-Terminal Batteries.



MC-2300 Series Transporter Kit™

KIT NO. MC-2300-200SD-PWS

KIT INCLUDES:

MODEL NO.

DESC.

MC-300	(1) Transporter's Sign Bracket-Clamp™ mounts on pole with heavy-duty 42" zinc-plated steel chain and spring-tension load-binder for more secure mounting.
FROM-124/36	(2) 24"x24" Fluorescent Red-Orange Mesh Warning Flag on a 36" Wooden Staff provide optimal daytime visibility.
PWS-24-EG/ABS	(1) 24" Square Reflective Pole Warning Sign™
MM-200SD-PL	(1) Transporter Strobe Light™ with Amber Lens, Hex-head bolt, and external switch.
6-VB	(1) 6-volt Heavy-duty Spring-Terminal Batteries.



Day/Night Transporters Flag-Clamp Kits™

KIT NO. **LC-2250-200SD**

KIT INCLUDES:

MODEL NO.

DESC.

LC-250-HD
(WOOD POLES)

(1) Transporter's Light-Clamp™ mounts on wood pole with heavy-duty 42" zinc-plated steel chain and spring-tension load binder. **-or-**

-OR-
LC-210
(METAL POLES)
FROM-124/36

(1) Transporter's Light-Clamp™ mounts on metal pole with heavy-duty 42" reinforced nylon strap and load-binder buckle.
(2) 24"x24" Fluorescent Red-Orange Mesh Warning Flag on a 36" Wooden Staff provide optimal daytime visibility

MM-200SD-PL

(1) Transporter Strobe Light™ with Amber Lens, Hex-head Bolt, and external switch.

6-VB

(2) 6-Volt Heavy-Duty Spring-Terminal Batteries



Daytime Transporters Flag-Clamp Kits™

KIT NO. **FC-2150-200SD**

KIT INCLUDES:

MODEL NO.

DESC.

FC-150-HD
(WOOD POLES)

(1) Transporter's Light-Clamp™ mounts on wood pole with heavy-duty 42" zinc-plated steel chain and spring-tension load binder. **-or-**

-OR-
FC-110
(METAL POLES)
FROM-124/36

(1) Transporter's Light-Clamp™ mounts on metal pole with heavy-duty 42" reinforced nylon strap and load-binder buckle.
(2) 24"x24" Fluorescent Red-Orange Mesh Warning Flag on a 36" Wooden Staff provide optimal daytime visibility

MM-200SD-PL

(1) Transporter Strobe Light™ with Amber Lens, Hex-head Bolt, and external switch.

6-VB

(2) 6-Volt Heavy-Duty Spring-Terminal Batteries



Day/Night Transporters Flag-Clamp Kits™

KIT NO. **LC-2250-RM-102**

KIT INCLUDES:

MODEL NO.

DESC.

LC-250-HD
(WOOD POLES)

(1) Transporter's Light-Clamp™ mounts on wood pole with heavy-duty 42" zinc-plated steel chain and spring-tension load binder. **-or-**

-OR-
LC-210
(METAL POLES)
FROM-124/36

(1) Transporter's Light-Clamp™ mounts on metal pole with heavy-duty 42" reinforced nylon strap and load-binder buckle.
(2) 24"x24" Fluorescent Red-Orange Mesh Warning Flag on a 36" Wooden Staff provide optimal daytime visibility

RM-102-PL

(1) Transporter Strobe Light™ with Red/Amber Lens, Hex-head Bolt, and external switch.

6-VB

(2) 6-Volt Heavy-Duty Spring-Terminal Batteries



MODEL NO. **LC-210 (METAL POLES)**



MODEL NO. **LC-110 (METAL POLES)**

MC-2300 Series Transporter Kit Bracket-Clamp

Compatible with MC-2300 Series Transporter Kits as seen on Page 18.

MODEL NO. **MC-300**



* INDIVIDUAL KIT COMPONENTS MAY ALSO BE PURCHASED SEPARATELY.

Eastern Metal of Elmira® | 1-800-872-SIGN | www.easternmetalsignsandsafety.com


©2018 Eastern Metal of Elmira, Inc. All Rights Reserved. Catalog Edition 5.1

TOMS

Self-Adhesive, Long-Lasting, Flexible Temporary Overlay Markers are easy to replace and save Time, Money and Lives!

*Sold in boxes of 500 only

TYPE	DESC.	COLOR	REFLECTIVE 1/4" TAPE
TOM-Y-1S	Temporary Overlay Marker	Yellow	1-Side
TOM-Y-2S	Temporary Overlay Marker	Yellow	2-Side
TOM-W-1S	Temporary Overlay Marker	White	1-Side
TOM-W-2S	Temporary Overlay Marker	White	2-Side



Fire Hydrant Marker

Reflective striped 3/8" thick fiberglass rod is over 5 foot tall and helps keep Fire Hydrants visible at night and in snow.

MODEL NO.	DESC.
FHM	Hydrant Marker SM - Side Mount TM - Top Mount

**MADE IN
USA**



Commercial Vehicle Guides

Snow Plow Markers are *Highly Visible* at night and in the snow.

MODEL NO.	DESC.
SPT-28(2)	28" Markers (Set of 2)
SPT-36(2)	36" Markers (Set of 2)
SPT-48(2)	48" Markers (Set of 2)


**MADE IN
USA**



Slow Moving Vehicle Emblem

Slow Moving Vehicle Symbols provide 1/4 mile visibility day or night. Fluorescent Orange Center with a Reflective Red (EG) Border.

MODEL NO.	DESC.	WEIGHT
SMV-02-EG/AL	Aluminum Sign with holes for mounting	12 oz.
SMV-24-PS/EG	Pressure Sensitive Decal for Direct application	2 oz.



Emergency Triangle 3-Pack

Hi-Visibility Reflective Triangles provide instant road warning day or night.

MODEL NO.	DESC.
RF-950(3P)	Three (3) Reusable Reflective Triangle Flares in plastic Storage Box



Message Boards



MODEL NO.	DESC.	WEIGHT
Sign-A-Cade 36	Dimensions: 25"w x 36"h x 3"d	17 lbs.
Mini-Cade	Dimensions: 13"w x 36"h x 3"d	10 lbs.

Sign-A-Cade 36

E-Flares

Intensely Bright, Infinitely Versatile, Portable and Simple to Use.

HAZMAT Accreditation:

Certified to operate safely in Class 1, Division 2 / Zone 2 hazardous areas.

Flares

MODEL NO.	DESC.
AT280A	Amber LED
AT290R or AT290A	Red or Amber LED

* Other colors available please call for more info

Accessories

MODEL NO.	DESC.
EF-CLIP	Clip
EF-MAGCLIP	Magnetic Clip
EF-BASE	Base
EF-MAGBASE	Magnetic Base
EF-BAG4	Canvas Bag



Over Size Load Signs

Aluminum signs with yellow (EG) or (HI) sheeting and large black letters. Available as flat or center-hinged in many sizes.

MODEL NO.	DESC.
OSL-6012-EG/AL	60" x 12" Yellow EG, OVERSIZE LOAD
OSL-7212-EG/AL	72" x 12" Yellow EG, OVERSIZE LOAD
OSL-8418-EG/AL	84" x 18" Yellow EG, OVERSIZE LOAD
OSL-6012-HI/AL	60" x 12" Yellow HI, OVERSIZE LOAD
OSL-7212-HI/AL	72" x 12" Yellow HI, OVERSIZE LOAD
OSL-8418-HI/AL	84" x 18" Yellow HI, OVERSIZE LOAD

* For Center Hinged add a -CH



Jackson Contrast Hi-Vis Vest

- 2" Silver Reflective Tape
- Cooling Mesh Back
- Pockets
- Zipper closure

COLORS
YELLOW
ORANGE

SIZES
MEDIUM - 3XL



Augusta Sleeved Hi-Vis Vest

- 2" Silver Reflective Tape
- Solid Polyester Pockets(right chest, two-tiered chest with pen division, 2 large internal pouch)
- 2" Wide reflective tape with two-tone contrasting trim
- Zipper Closure

COLORS
YELLOW
ORANGE

SIZES
MEDIUM - 5XL



Economy Mesh Break-Away Vest

- 2" Silver reflective tape
- Cooling mesh fabric
- 5 point breakaway
- Hook and loop closure
- Pockets(Internal left two tiered chest with pen division, internal right lower patch)

COLORS
YELLOW

SIZES
SMALL - 5XL



Mesh Overpants

- 2" Silver reflective Tape
- 2 Rear pockets, 2 side pass through pockets
- Elasticated ankle with hook and loop closure
- Drawstring elasticated waistband

COLORS
YELLOW

SIZES
SMALL - 5XL



Hi-Vis Bomber Jacket

- Waterproof with sealed seams
- Pack away adjustable hood
- 2" Silver reflective tape
- Quilt Lined, elasticated storm cuffs & waistband
- Stormflap with Zipper and snap closure

COLORS
YELLOW

SIZES
SMALL - 7XL



Hi-Vis Two Tone Zipped Hoodie

- 2" Silver heat seal reflective tape
- 2 Oversized front pockets
- Adjustable hood
- Elasticated rib waistband and cuffs

COLORS
YELLOW

SIZES
MEDIUM - 5XL



Hi-Vis Contrast Traffic Jacket

- 2" Silver Reflective Tape
- Waterproof with sealed seams
- Stormflap with zipper and snap closure
- Quilt lined
- Elasticated storm cuffs

COLORS

YELLOW/BLACK
YELLOW/NAVY
YELLOW/GREEN
YELLOW/ROYAL

SIZES

SMALL - 5XL
SMALL - 5XL
MEDIUM - 3XL



Hi-Vis Bomber Jacket

- 2" Silver reflective tape
- Waterproof with sealed seams
- Elasticated waistband
- Pack away adjustable hood

COLORS

YELLOW/BLACK

SIZES

SMALL - 5XL



Line Markers

Line Markers are a fiberglass base composite developed to drive easily in all soil conditions. Available with or without warning message label.

Superior Strength & Flexibility!

*Comes in cases of 20

MODEL NO.	DESC.
LMRB-62	62" Rib-Back Marker
LMRB-66	66" Rib-Back Marker
LMRB-72	72" Rib-Back Marker



Marker Flags

Vinyl Flags for Long-Term dependability. With or without print are available. Come in a variety of colors to fit your needs. Staff's come in Wire or Plastic.

MODEL NO.	DESC.	UNIT
MRKR FLAG 4X5	4" X 5" Flag w Wire or Plastic Staff	1000
MRKR FLAG 5X6	5" x 6" Flag with Wire or Plastic Staff	1000



Bullet Markers

Provides 360° visibility for superior line identification. Made with specially formulated UV protected High Density Polyethylene.

*Custom Colors Also Available

HDPE POST COLORS	BULLET COLORS
White	White
Yellow	Yellow
Orange	Orange
Blue	Red
Red	Blue
	Blue
	Black



Bollard Covers

Bollard covers are a great way to improve your facility while reducing maintenance cost. The covers easily slide over the top on your current posts and secured in place with patented grip tabs.


Variety of Colors and Sizes Available



MADE IN
USA

Delineators

Low cost, hi-impact guard rail, barrier mount, and post delineators in many shapes and sizes with reflective materials to meet every requirements.



Barricade Tapes

Barricade Tapes are a fast, highly visible way to restrict entry to hazardous areas and work great for many marking purposes.

Many legends available and in stock.



Reflective Sheeting

We can offer a wide range of colors and sizes.



HIP/3930 Sheeting:

Red, Orange, Blue, Green, Brown, White

18HIP	18" x 50 yards HIP rolled sheeting
24HIP	24" x 50 yards HIP rolled sheeting
30HIP	30" x 50 yards HIP rolled sheeting
36HIP	36" x 50 yards HIP rolled sheeting
48HIP	48" x 50 yards HIP rolled sheeting



Diamond Grade 3990:

TYPE 9: Blue, Green, Red, Orange, Yellow, White

18DGR3924	18" x 50 yards DGR rolled sheeting
24DGR3924	24" x 50 yards DGR rolled sheeting
30DGR3924	30" x 50 yards DGR rolled sheeting
36DGR3924	36" x 50 yards DGR rolled sheeting
48DGR3924	48" x 50 yards DGR rolled sheeting

Stencils

With over 300 standard ready to ship items. Materials used for all of our stencils are 100% virgin polymers with thicknesses of 1/8" and 1/16" gauge to withstand heavy use. Stencils are all designed to meet D.O.T. specs nationwide.



Custom & Commercial

We are a custom sign manufacturer, building signs to order. Our staff will work with you to develop custom solutions to satisfy your specific business or individual needs. We also offer installation and maintenance services for all signs. Call us today at 607-734-2295.

Eastern Metal Signs and Safety is an Elite Hyperion Dealer. Electronic Messaging. **Hyperion**
BY ELECTRO-MATIC PRODUCTS, INC.
Low Energy Usage | Free and Easy to Use Software | Update from Inside | 5 Year Limited Warranty

LED Displays



Architectural & Post & Panel Units

Architectural illuminated or non-illuminated signs. Let our team design, manufacture and install your signs. We can incorporate your company logo, custom colors design elements and budget.



Lettering

Available in Cast Metal, Laser Cut Acrylic, LED Lit Letters and Logos, we can work with your specifications to identify your building.



Vehicle Identification

Outfit your fleet, big or small with reflective or non-reflective custom vehicle logos and decals. Also, add DOT Letters & Numbers and/or conspicuity marking tape.



Plaques

Plaques have a variety of uses, and suitable for both indoor and outdoor use. Identify your business, thank supporters and sponsors or recognize individuals. Also great for identifying people, buildings, offices, rest rooms and more. Available in a variety of sizes, colors and materials with custom engraving.



ADA Wayfinding Units

Help people find what they are looking for using Way Finding Units, directories and ADA/Braille. Interior and exterior sign solutions to meet your needs.



Vista Systems Way Finding Units

Vista Systems offers a wide range of applications. This gives Vista Systems a huge advantage over other sign systems. Designed to handle most applications and materials used in the sign industry and various mounting options. See how we can give you a modern, contemporary look with a clean, high quality, 100% guaranteed product.





Eastern Metal Office

1430 Sullivan Street Elmira, NY 14901
p: 1-800-872-7446 | 607-734-2295
f: 607-734-8783

Signs and Safety Office

95 Hibbard Road Big Flats, NY 14814
p: 607-562-8463
f: 607-562-8183

Georgia Manufacturing

320 Big Sky Drive Hiawassee, GA 30546

Savannah Warehouse

9 Telfair Place, Savannah GA

Parking Mates Warehouse

13650 Floyd Circle Dallas, TX 75243

www.easternmetalsignsandsafety.com
customerservice@usa-sign.com

FOLLOW US ON SOCIAL!



Distributed By:



We accept Visa, MasterCard and American Express